





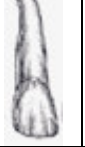



























Traditional Chinese Meridian Organs															
Heart, Small Int., Circulation/Sex, Triple Warmer	Stomach Pancreas		Lung Large Intestine		Liver Gallbladder	Kidney Bladder		Kidney Bladder	Liver Gallbladder	Lung Large Intestine		Stomach Spleen		Heart, Small Int., Circulation/Sex, Triple Warmer	
Associated Western Medicine Joints, Organs and Glands															
Right: Shoulder, elbow, hand (ulnar) Sacroiliac, foot, toes, Middle Ear. Right heart, Rt. Duodenum, terminal ileum. CNS. Ant pituitary	Right: TMJ, anterior hip/knee, medial ankle. Sinus: Maxillary. Oropharynx, Larynx, esophagus, Rt. Side of Stomach. #2Parathyroid; #3Thyroid Right Breast		Right: Shoulder, elbow, hand (radial), foot, big toe. Sinus: Paranasal and Ethmoid. Bronchus, Nose. Right lung. Right side of Large Intestine #4 Right Breast		Right: Post. knee, hip, lateral ankle. Sinus: Sphenoid. Palatine Tonsil. Eye. Hypothal. Rt. Liver, gallbladder.	Right: Post. knee. Sacroiliac joint. Post. ankle. Sinus: Frontal Pharyngeal Tonsil. Pineal. Right kidney, bladder, ovary, uterus, prostate, testicle, rectum		Left: Post. knee. Sacroiliac joint. Post. ankle. Sinus: Frontal Pharyngeal Tonsil. Pineal. Left kidney, bladder, ovary, uterus, prostate, testicle, rectum	Left: Post. knee, hip, lateral ankle. Sinus: Sphenoid. Palatine Tonsil. Eye. Hypothal. Left Liver, biliary ducts.	Left: Shoulder, elbow, hand (radial), foot, big toe. Sinus: Paranasal and Ethmoid. Bronchus, Nose. Left lung. Left side Large Intestine #13 Left Breast		Left: TMJ, anterior hip/knee, medial ankle. Sinus: Maxillary. Oropharynx, Larynx, esophagus, Left Side of Stomach. #14: Thyroid #15: Parathyroid Left Breast		Left: Shoulder, elbow, hand (ulnar) Sacroiliac, foot, toes, Middle Ear. Left heart, Jejunum, Ileum. CNS. Ant pituitary	
															
1	2	3	4	5	6	7	8	9	10	11	12	13	14	15	16
32	31	30	29	28	27	26	25	24	23	22	21	20	19	18	17
															
Traditional Chinese Meridian Organs															
Heart, Small Int., Circulation/Sex, Triple Warmer	Lung Large Intestine		Stomach Pancreas		Liver Gallbladder	Kidney Bladder		Kidney Bladder	Liver Gallbladder	Spleen Stomach		Lung Large Intestine		Heart, Small Int., Circulation/Sex, Triple Warmer	
Associated Western Medicine Joints, Organs and Glands															
Right: Shoulder, elbow, hand (ulnar) Sacroiliac, foot, toes, Middle Ear. Right heart, Rt. Duodenum, terminal ileum. CNS.	Right: Shoulder, elbow, hand (radial) Sinus: Paranasal and Ethmoid. Bronchus, Nose. Right lung. Right side of Large Intestine		Right: TMJ, anterior hip/knee, medial ankle. Sinus: Maxillary. Oropharynx, Larynx, esophagus, Rt. Side of Stomach. #28: Ovaries, Testes Right Breast		Right: Post. knee, hip, lateral ankle Sinus: Sphenoid Palat. Tonsil. Eye Ovaries Testes Rt. Liver, gallbladder.	Right: Post. knee. Sacroiliac joint. Post. ankle. Sinus: Frontal Pharyngeal Tonsil. Adrenal. Right kidney, bladder, ovary, uterus, prostate, testicle, rectum		Left: Post. knee. Sacroiliac joint. Post. ankle. Sinus: Frontal Pharyngeal Tonsil. Adrenal. Left kidney, bladder, ovary, uterus, prostate, testicle, rectum	Left: Post. knee, hip, lateral ankle. Sinus: Sphenoid. Palat. Tonsil. Eye. Ovaries, testes. Left Liver, biliary ducts.	Left: TMJ, anterior hip/knee, medial ankle. Sinus: Maxillary. Oropharynx, Larynx, esophagus, Left Side of Stomach. #21: Ovaries, Testes Left Breast		Left: Shoulder, elbow, hand (radial), foot, big toe. Sinus: Paranasal and Ethmoid. Bronchus, Nose. Left lung. Left side Large Intestine		Left: Shoulder, elbow, hand (ulnar) Sacroiliac, foot, toes, Middle Ear. Left heart, Jejunum, Ileum. CNS. Ant pituitary	